



## Office of Energy Projects Energy Infrastructure Update For March 2014

### Natural Gas Highlights

- Houston Pipeline received authorization to construct and operate a border crossing to export and/or import 140 MMcf/d at a point between the United States and Mexico in Hidalgo, TX.
- Elba Liquefaction, Southern LNG, and Elba Express requested authorization to construct and operate an LNG export terminal (350 MMcf/d) at Southern LNG's existing import terminal on Elba Island in Chatham County, GA and pipeline facilities to expand Elba Express's existing system by 769 MMcf/d and provide north-to-south flow on the system.
- Texas Eastern requested authorization to construct and operate its U2GC Project which will provide 425 MMcf/d of firm capacity from its Uniontown Compressor Station in southwestern PA to Panhandle Eastern near Gas City, IN.
- Trunkline LNG Export and Trunkline LNG requested authorization to construct and operate an LNG export terminal (2,200 MMcf/d) at Trunkline LNG's existing import terminal near Lake Charles, LA in Calcasieu Parish.
- Trunkline Gas requested authorization to construct and operate its Pipeline Modifications Project which will provide 1,300 MMcf/d of capacity to deliver gas to the Trunkline LNG export terminal and others in the LA Gulf Coast Area.
- Transco commenced the Commission's pre-filing process to construct and operate its Atlantic Sunrise Project which will provide 1,700 MMcf/d of capacity for shippers from northern PA to markets in VA and AL.

#### Natural Gas Activities in March 2014

Status	No. of Projects	Storage Capacity (Bcf)	Deliverability (MMcf/d)	Capacity (MMcf/d)	Miles of Pipeline	Compression (HP)
<b>Pipeline</b>						
Placed in Service	1			222.5	0.11	15,900
Certificated	4			364.4	31.9	14,180
Proposed	8			4,501.0	253.9	396,859
<b>Storage</b>						
Placed in Service	1	2.5	110			0
Certificated	1	0.6	0			0
Proposed	0	0.0	0			0
<b>LNG (Import &amp; Export)</b>						
Placed in Service	0	0	0			0
Certificated (Export)	0	0	0			0
Proposed (Export)	2	0.0	2,550			0

Source: Staff Database

#### Natural Gas Activities through March 31, 2014 Through March 31, 2013

Status	No. of Projects	Storage Capacity (Bcf)	Deliverability (MMcf/d)	Capacity (MMcf/d)	Miles of Pipeline	Compression (HP)
<b>Pipeline</b>						
Placed in Service through March 31, 2013	2 3			447.5 311.0	7.9 10.2	15,900 15,400
Certificated through March 31, 2013	7 11			1,109.4 2,411.7	96.6 78.0	95,980 61,550
<b>Storage</b>						
Placed in Service through March 31, 2013	3 1	2.95 0.2	110 0			4,800 0
Certificated Through March 31, 2013	1 5	0.6 24.5	0 765			0 9,240
<b>LNG (Import &amp; Export)</b>						
Placed in Service through March 31, 2013	0 0	0 0	0 0			0 0
Certificated (Export) through March 31, 2013	1 0	0 0	560 0			0 0

Source: Staff Database



## Office of Energy Projects Energy Infrastructure Update For March 2014

### Hydropower Highlights (nonfederal)

- The Village of Potsdam placed in service an additional 0.7 MW at its Potsdam Project No. 2869, in NY. The project now has a total capacity of 1.500 MW.
- Public Utility District No. 1 of Snohomish County, WA was issued a 10-year pilot project license for the proposed 0.6 MW Admiralty Inlet Pilot Tidal Project No. 12690. The project will be located on the east side of Admiralty Inlet in Puget Sound, WA.
- Free Flow Power Corporation, on behalf of its subsidiaries, filed three original license applications for proposed projects that would be located at existing U.S. Army Corps of Engineers' dams on the Ohio River in Allegheny and Beaver Counties, PA. The proposed projects include the 24.0 MW Emsworth Locks and Dam Hydroelectric Project No. 13757, 12.0 MW Emsworth Back Channel Dam Hydroelectric Project No. 13761, and 42.0 MW Montgomery Locks and Dam Hydroelectric Project No. 13768.

#### Hydropower Project Activities in March 2014

Status	Conventional		Pumped Storage		Hydrokinetic		Total No. of Projects	Total Capacity (MW)
	No.	Capacity (MW)	No.	Capacity (MW)	No.	Capacity (MW)		
<b>Filed</b>								
License	3	78.000	0	0	0	0	3	78.000
10-MW Exemption	0	0	0	0	0	0	0	0
Capacity Amendment	0	0	0	0	0	0	0	0
Conduit Exemption	0	0	0	0	0	0	0	0
<b>Issued</b>								
License	0	0	0	0	1	0.600	1	0.600
10-MW Exemption	0	0	0	0	0	0	0	0
Capacity Amendment	0	0	0	0	0	0	0	0
Conduit Exemption	0	0	0	0	0	0	0	0
<b>Placed in Service</b>								
License	0	0	0	0	0	0	0	0
10-MW Exemption	1	0.700	0	0	0	0	1	0.700
Capacity Amendment	0	0	0	0	0	0	0	0
Conduit Exemption	0	0	0	0	0	0	0	0

Source: Staff Database

#### Hydropower Project Activities Year to Date (through March 31, 2014)

Status	Conventional		Pumped Storage		Hydrokinetic		Total No. of Projects	Total Capacity (MW)
	No.	Capacity (MW)	No.	Capacity (MW)	No.	Capacity (MW)		
<b>Filed</b>								
License	10	148.000	0	0	0	0	10	148.000
10-MW Exemption*	0	0	0	0	0	0	0	0
Capacity Amendment	0	0	0	0	0	0	0	0
Conduit Exemption	2	49.400	0	0	0	0	2	49.400
<b>Issued</b>								
License	1	0.750	0	0	1	0.600	2	1.350
10-MW Exemption*	0	0	0	0	0	0	0	0
Capacity Amendment	0	0	0	0	0	0	0	0
Conduit Exemption	0	0	0	0	0	0	0	0



## Office of Energy Projects Energy Infrastructure Update For March 2014

Status	Conventional		Pumped Storage		Hydrokinetic		Total No. of Projects	Total Capacity (MW)
	No.	Capacity (MW)	No.	Capacity (MW)	No.	Capacity (MW)		
<b>Placed in Service</b>								
License	1	7.000	0	0	0	0	1	7.000
10-MW Exemption*	1	0.700	0	0	0	0	1	0.700
Capacity Amendment	0	0	0	0	0	0	0	0
Conduit Exemption	0	0	0	0	0	0	0	0

Source: Staff Database

### Electric Generation Highlights

- Stony Creek Energy LLC's 92.8 MW Orangeville Wind Farm project in Wyoming County, NY is online. The power generated is sold to NYSERDA under long-term contract.
- Daniel Farm LLC's 5 MW Daniel Farm Solar project in Davie County, NC is online. The power generated is sold to Duke Energy Carolinas under long-term contract.
- Strata Solar LLC's 5 MW Roxboro Solar project in Person County, NC is online. The power generated is sold to Progress Energy Carolinas under long-term contract.
- Ignite Solar Holdings 1 LLC's 6 MW PSEG Shasta Solar Farm project in Shasta County, CA is online. The power generated is sold to Pacific Gas & Electric Co. under long-term contract.
- OCI Solar Power's 4 MW Alamo II Solar project in Bexar County, TX is online. The power generated is sold to CPS Energy under long-term contract.
- Genesis Solar LLS's 125 MW Genesis Solar Energy Project Phase 2 in Riverside County, CA is online. The power generated is sold to Pacific Gas & Electric under long-term contract.
- Winchendon Solar LLS's 2 MW Winchendon Solar project in Worcester County, MA is online. The power generated serves the electric demand of the Town of Winchendon.

### New Generation In-Service (New Build and Expansion)

Primary Fuel Type	March 2014		January – March 2014 Cumulative		January – March 2013 Cumulative	
	No. of Units	Installed Capacity (MW)	No. of Units	Installed Capacity (MW)	No. of Units	Installed Capacity (MW)
Coal	0	0	0	0	0	0
Natural Gas	1	45	2	90	11	359
Nuclear	0	0	0	0	0	0
Oil	0	0	0	0	2	4
Water	1	1	2	8	7	12
Wind	1	93	13	427	9	962
Biomass	0	0	7	10	32	49
Geothermal Steam	0	0	3	30	0	0
Solar	9	151	47	584	66	877
Waste Heat	0	0	0	0	1	36
Other	1	0	2	1	1	0
<b>Total</b>	<b>13</b>	<b>290</b>	<b>76</b>	<b>1,150</b>	<b>129</b>	<b>2,299</b>

Source: Data derived from Ventyx Global LLC, Velocity Suite.



## Office of Energy Projects Energy Infrastructure Update For March 2014

### Total Installed Operating Generating Capacity

	Installed Capacity (GW)	% of Total Capacity
Coal	330.64	28.49%
Natural Gas	484.62	41.76%
Nuclear	107.32	9.25%
Oil	46.88	4.04%
Water	99.63	8.58%
Wind	61.18	5.27%
Biomass	15.87	1.37%
Geothermal Steam	3.87	0.33%
Solar	8.67	0.75%
Waste Heat	1.13	0.10%
Other	0.80	0.07%
<b>Total</b>	<b>1,160.60</b>	<b>100.00%</b>

Source: Data derived from Ventyx Global LLC, Velocity Suite.

### Electric Transmission Highlights

- Xcel Energy completed the 6.0 mile, 115 kV Rolling Hills – Hastings transmission line in TX. The project costs \$21.3 million, including substations.
- American Transmission Systems Inc. completed the 2.8 mile, 345 kV Beaver – Brownhelm Junction transmission line in OH.

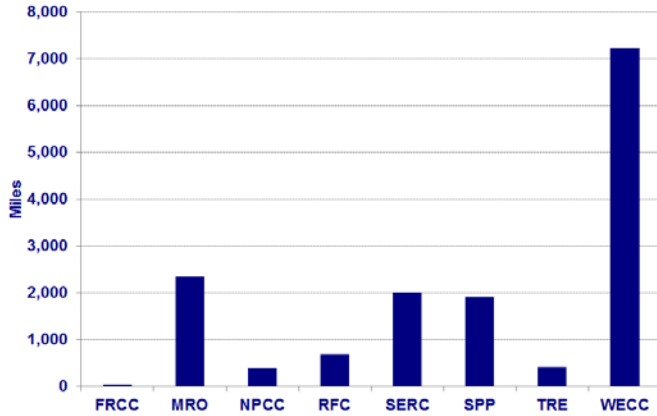
Voltage (kV)	Transmission Projects Completed				Proposed Transmission Projects In-Service by March 2016	
	March 2014	March 2013	January – March 2014 Cumulative	January – December 2013 Cumulative	High Probability of Completion	All
	Line Length (miles)					
≤230	6.0	53.2	6.0	363.4	1,038.5	4,351.1
345	2.8	453.0	146.1	2,757.2	2,619.0	5,190.3
500	0.0	0.0	0	466.0	1,401.7	5,472.8
<b>Total U.S.</b>	<b>8.8</b>	<b>506.2</b>	<b>152.1</b>	<b>3,586.6</b>	<b>5,059.2</b>	<b>15,014.2</b>

Sources: Data derived from Staff Database and U.S. Electric Transmission Projects ©2013 The C Three Group, LLC

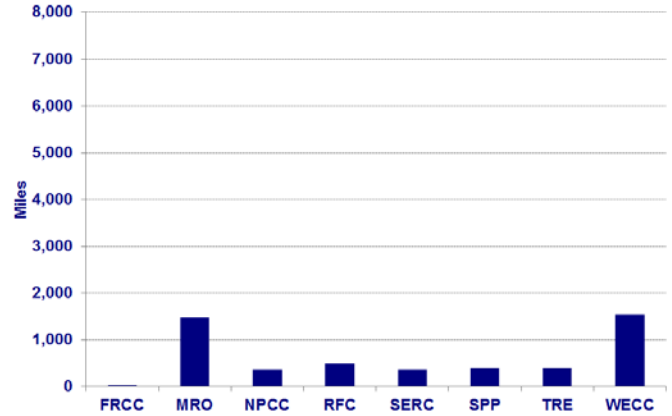


# Office of Energy Projects Energy Infrastructure Update For March 2014

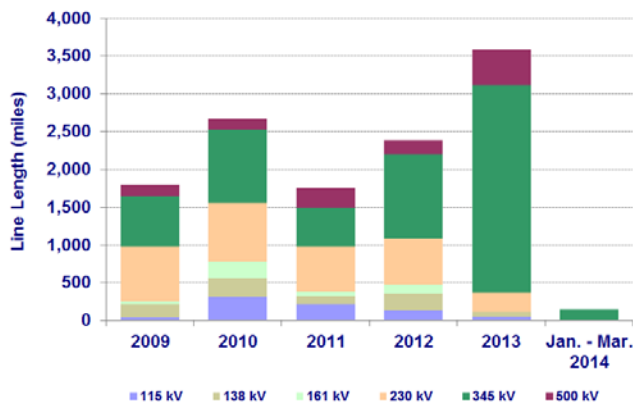
**All Transmission Projects with a Proposed In-Service Date by March 2016**



**Transmission Projects with a High Probability of being completed by March 2016**



**New Transmission Projects by Voltage**



**Sources:** Data derived from Staff Database and U.S. Electric Transmission Projects ©2013 The C Three Group, LLC

**Disclaimer:** This Report contains analyses, presentations and conclusions that may be based on or derived from the data sources cited, but do not necessarily reflect the positions or recommendations of the data providers.